

THE CETL CORRESPONDENT

Volume 6 | Issue 4

Article 1


9-2022

September 2022

Lisa Friesen

Southwestern Oklahoma State University

Follow this and additional works at: https://dc.swosu.edu/cetl_correspondent

 Part of the [Adult and Continuing Education Commons](#), [Educational Methods Commons](#), [Higher Education Commons](#), [Instructional Media Design Commons](#), and the [Online and Distance Education Commons](#)

Recommended Citation

Friesen, Lisa (2022) "September 2022," *The CETL Correspondent*: Vol. 6: Iss. 4, Article 1.
Available at: https://dc.swosu.edu/cetl_correspondent/vol6/iss4/1

This Article is brought to you for free and open access by the Current Newsletters at SWOSU Digital Commons. It has been accepted for inclusion in The CETL Correspondent by an authorized editor of SWOSU Digital Commons. An ADA compliant document is available upon request. For more information, please contact phillip.fitzsimmons@swosu.edu.



CETL Correspondent

A Newsletter by the Center for Excellence in Teaching and Learning (CETL)

SWOSU Center for Excellence in Teaching and Learning Newsletter


September 2022

Lisa's Notes

- Blackboard Ally Accessibility Tool is available for users. See Canvas Announcements for a video by Steve Ray, T&L Coordinator, explaining the app.
- Mapopa Sanga, T&L Coordinator, is conducting many workshops about Canvas' New Quizzing Tool. Contact Mapopa at 7128 or mapopa.sanga@swosu.edu for more information.
- CETL is looking to pilot Harmonize, an innovative discussion board tool. Harmonize allows for student annotation of video comments and provides a plagiarism checker for student posts. Be looking for more information upcoming about Harmonize.

IN THIS ISSUE

	Pages
• Cover Page	1
• <i>Lisa's Notes</i>	
• Faculty Focus	2
• <i>Dr. Patrick Julien</i>	
• Workshops Available	3
○ <i>CETL Workshops with Mapopa</i>	
○ <i>CETL Workshops with Steve</i>	
• Online Learning Consortium, ePortfolios, & Instructor Training	4
• Insights from CETL's Teaching & Learning Coordinators:	
○ <i>Mapopa's Musings</i>	5
○ <i>Preparing Teachers and Students for Online Teaching</i>	
○ <i>Ray's Reflections</i>	6
○ <i>Blackboard Ally</i>	
○ <i>Lessons Learned</i> – by Lisa Friesen	7
• Team Contacts for CETL	8





Focus on SWOSU Faculty



CETL is spotlighting faculty members in a series of articles called “Focus on SWOSU Faculty.” These faculty have been selected as doing inspiring active learning methods in their courses and have agreed to share some of their activities with the SWOSU community. One SWOSU faculty member will be spotlighted per month who is using transformative and other exciting active learning methods in their teaching which advance student learning at SWOSU. This month, CETL is spotlighting Dr. Patrick Julian, Department of Art, Communication, and Theatre.



Dr. Patrick Julian is an Assistant Professor in the Department of Art, Communication and Theatre and Director at the Hilltop Theatre. He was born and raised in Concord, Michigan, the youngest child of a factory worker and a librarian. Local

color was provided by Ted Nugent, who lived two miles away, and whose amplifiers could occasionally be heard ringing across the cornfields on late summer nights. Always interested in performance and composition, Patrick earned a B.S. in Theatre Performance from Northern Michigan University, and a M.A. and Ph.D. in Theater History and Literature from Bowling Green State University. His professional career includes three years spent teaching at Eastern New Mexico University, sixteen years as a writer, actor, and director in Los Angeles (highlights include hugging Drew Barrymore and RuPaul (not at the same time)). Patrick recently completed five years teaching Performance and History in the theatre department at Central Michigan University before arriving at SWOSU in 2021, with his wife Laura, who is an adjunct professor and collaborative pianist in the Department of Music. Explains Dr. Julian:

“As a teacher, I aim to perpetuate knowledge and inspire learning. More specifically, as a theatre historian, I introduce students to a canon of dramatic works and ask them to articulate their reactions, not only presenting a repertoire but also teaching independent critical listening and thinking. To this end, I seek a balance in my courses between lecturing to students and asking them to make discoveries. I encourage students to engage with the topic, with me, and with each other in the belief that good teaching depends upon intellectual exchange.”

Dr. Patrick Julian goes on to elaborate that his approach to student assessment reflects his two goals. First, the student is expected to master a body of knowledge by demonstrating on exams a familiarity with those dramatists, plays, terms, and concepts studied in the course. Second, students are given the opportunity to reflect upon the material at greater leisure in written assignments that emphasize the skills of critical thinking and listening acquired during the semester. Dr. Julian goes on to point out that while his standards are high, he helps the students to meet expectations by providing office hours, review sessions, and the chance to submit draft papers and revisions.

Dr. Julian believes in a flexible manner of instruction, responsive to the unique atmosphere of a given class. In conducting either a large lecture or small seminar, he is aware of students’ different experiences and temperaments in hopes of capitalizing their strengths while developing their weaknesses. Contends Dr. Julian:

“Every student, regardless of background, can improve his or her ability to listen to and understand a piece of literature.”

In lectures, discussions, and assignments, Dr. Julian endeavors to show that literature responds to various modes of inquiry: Analytical, hermeneutic, cultural, and historical; thus, students are equipped to explore the possibilities of each perspective and emboldened to push beyond their own experience to expand their skills. In the end, if he enriches a student’s ability to think about, discuss, and interpret literature with a new awareness of its aesthetic and humanistic significance, Dr. Julian believes that he has done his job.

Workshops Available for September

The Center for Excellence in Teaching and Learning (CETL) has workshops available to faculty to receive essential and supplemental training for various online applications. If you have questions about our workshops, please contact our office at (580) 774 – 3149.

Please note: If there are no attendees present within the first ten minutes of a scheduled workshop time, that workshop will be cancelled for that day.

CETL Workshops with Mapopa

Intro to Canvas: For Beginners

This one-hour workshop introduces faculty to the Canvas interface. Create a homepage, upload syllabus, create modules and module pages, create assignments, quizzes, use speed grader and Doc viewer, make announcements, use the messaging system. NB: This Workshop is for beginners in Canvas only.

Tuesday, Sept 6 @ 1:50 PM – 2:40 PM

Tuesday, Sept 13 @ 1:50 PM – 2:40 PM

Tuesday, Sept 20 @ 1:50 PM – 2:40 PM

Tuesday, Sept 27 @ 1:50 PM – 2:40 PM

Join this workshop via ZOOM: <https://zoom.us/j/960339908>

Introduction to New Quizzes

This workshop introduces faculty to new quizzes in Canvas. Canvas is introducing new quizzes and SWOSU will gradually transition to new Quizzes. This workshop introduces faculty to the new quizzes interface and new quiz features.

Thursday, Sept. 1 @ 1:50 PM – 2:40 PM

Wednesday, Sept. 7 @ 1:50 PM – 2:40 PM

Wednesday, Sept. 14 @ 1:50 PM – 2:40 PM

Wednesday, Sept. 21 @ 1:50 PM – 2:40 PM

Wednesday, Sept. 28 @ 1:50 PM – 2:40 PM

Join this workshop via ZOOM: <https://zoom.us/j/960339908>

CETL Workshops with Steve

Upswing Tutoring

In this workshop, you will learn the basics of Upswing Tutoring for students.

Tuesday, Sept. 6 @ 2:00 – 2:30 p.m.

Thursday, Sept. 8 @ 2:00 – 2:30 p.m.

Join this workshop via ZOOM: <https://zoom.us/j/9123629032>

Respondus LockDown Browser/Monitor

This workshop will help familiarize you with how to use Respondus LockDown Browser & Monitor.

Tuesday, Sept. 13 @ 11:00 – 11:30 AM

Thursday, Sept. 15 @ 2:00 – 2:30 PM

Join this workshop via ZOOM: <https://zoom.us/j/9123629032>

Introduction to the LinkedIn Library

This workshop will help familiarize you with the LinkedIn Library.

Thursday, Sept. 22 @ 11:00 – 11:30 AM

Tuesday, Sept. 27 @ 2:00 – 2:30 PM

Join this workshop via ZOOM: <https://zoom.us/j/9123629032>

Workshops are Available from the Online Learning Consortium!

The Center for Excellence in Teaching and Learning has 20 scholarships available for faculty to attend Online Learning Consortium workshops. Go to <https://onlinelearningconsortium.org/learn/workshops/> to see the various workshops that are available. **These workshops are not just for online faculty, there are topics that pertain to all areas.**

If awarded, upon completion of the workshop, a certificate must be sent to CETL for their records. The cost of the workshops is \$170, so, if awarded and you cannot attend, please contact CETL as soon as possible (prior to the workshop) so that a scholarship may be awarded to another faculty member.

The following are examples of some of the workshops that are offered:

- Creating Infographics for Learning,
- Designing with Accessibility in Mind,
- Designing a Flipped Classroom,
- Strategies to Improve Retention,
- Strategies to Increase Faculty Motivation,
- New to Online: Essentials Part 1 - Getting Started,
- Exploring Open Educational Resources, Part 1,
- Creating Rubrics,
- Exploring Learning Analytics,
- Strategic Planning for Web Accessibility

Using ePortfolios in the Classroom

Canvas has included some helpful information on using ePortfolio in your class, in the Canvas Guides. To access the guides, click on the Help icon, located at the bottom of the navigation area in your Canvas account (the question mark icon.) This will open the Canvas guides section, and you can search for specific questions, or access the complete guide information.

Guides are in place for those who like to see information in a written format. Please keep in mind that we are also available to answer questions in CETL, and the 24/7 Canvas Support that can be found in the navigation section as well.

Instructor Training: LockDown Browser & Respondus Monitor

This comprehensive training webinar is intended for instructors who plan to use LockDown Browser and/or Respondus Monitor with online exams. The session provides a detailed demonstration of both applications, including enhancements that make Respondus Monitor even more effective and easy to use. You can register at the Respondus website: <https://web.respondus.com/webinars/> or click the links below.

- [Thursday, September 1 at 2 pm ET / 11 am PT](#)
- [Wednesday, September 7 at 1 pm ET / 10 am PT](#)
- [Friday, September 16 at 1 pm ET / 10 am PT](#)
- [Tuesday, September 20 at 2 pm ET / 11 am PT](#)
- [Thursday, September 22 at 1 pm ET / 10 am PT](#)

Respondus 4 and the Test Bank Network: Quickly Create Online Exams

Find out how Respondus 4 allows you to create and manage exams that can be printed to paper or published directly to your LMS, and how the Test Bank Network enables instructors to create online tests from official publisher test banks.

- [Thursday, September 15 at 1 pm ET / 10 am PT](#)

Insights from CETL's Teaching and Learning Coordinators

Mapopa's Musings

by Mapopa W. Sanga, PhD.

Preparing Teachers and Students for Online Teaching

According to Davison (2008), both teachers and students are recommended to acquire adequate technical skills before they enter the online environment. In fact, Coyner and McCann (2009) observed that to prepare students who are unfamiliar with the technology, teachers may find themselves at times spending more time in technological training than teaching the content material of the course.

As Davison (2008) contended, one aspect that online teachers may also struggle with is lack of technical support and/or resources to design appropriate materials and teach an online course. This, in essence, means that when technical issues arise, it normally takes assistance from instructional designers and technologists to allay course-impeding tech issues.

Naturally, numerous tech issues emanate from the whole process of teaching online from both sides of the rail, faculty, and student sides. When these issues arise, they require the assistance of designated instructional designers to resolve such issues and maintain quality teaching and learning. But then while help is always available when issues arise, it is always advisable for faculty members and students to have basic technical skills to comfortably delve the online teaching and learning environment.

References

- Davison, M. M. (2008). Distance education in high schools: Benefits, challenges, and suggestions. *The Clearing House*, 78, 105-108.
- Coyner, S. C. and McCann, P. L. (2009). Advantages and challenges of teaching in an electronic environment: The Accommodate model. *International Journal of Instructional Media*, 31(3), 223-228.

Insights from CETL's Teaching and Learning Coordinators

Ray's Reflections

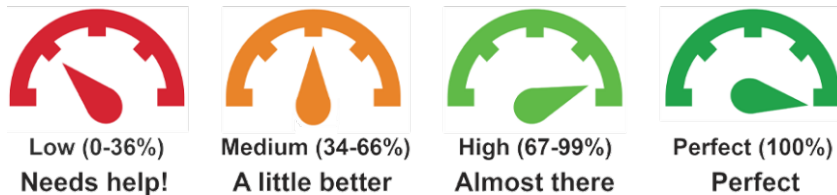
by Steve Ray, III

Blackboard Ally

Beginning this Fall Semester, you may have noticed some small dashboard icons next to some of your files in Canvas. These are actually Ally Accessibility icons.

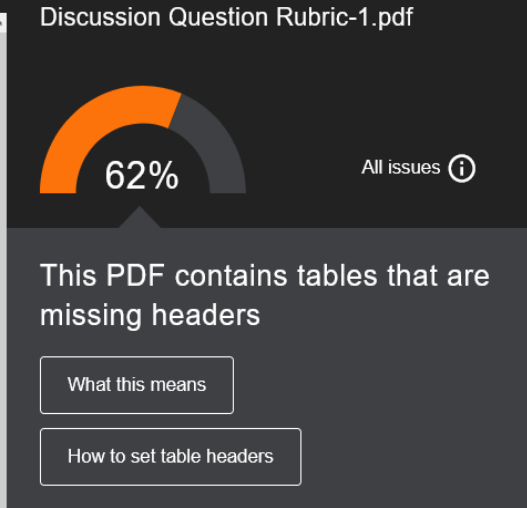
What is Ally? Ally is a tool that can help faculty check and improve the accessibility of their course documents. The tool integrates into your course shell in Canvas to assess the accessibility of your course documents and provides feedback and instructions to help make your documents more accessible for all. Simply stated, 'accessible content is better content'.

Accessibility Indicators



When you log in to Canvas, you will find the Ally accessibility indicators next to your files.

Simply click the indicator to read detailed feedback about what the accessibility issues are with the file, why they matter, and how to fix them. If you choose, you can follow along step-by-step to improve your original file. These accessibility scores are only visible to you and are not visible to students, so no need to worry! CETL will be offering workshops and trainings throughout the Fall and will be available anytime to answer questions or provide assistance.



Discussion Question Rubric-1.pdf

62% All issues ⓘ

This PDF contains tables that are missing headers

What this means

How to set table headers

Insights from CETL's Teaching and Learning Coordinators

Lessons Learned

by Lisa Friesen

The first two days of the Fall 2022 semester was interesting to say the least. SSO being down and staying down for a while (due to an issue with the company behind our SSO) is a situation we wish to never experience again. One way to help respond to these situations, is to have a backup plan in place.

One part of your back-up plan is to have the Canvas mobile app installed and active on your mobile device. While the mobile version of Canvas cannot be used to complete all Canvas tasks (such as taking quizzes), it can be used to complete many tasks such as submitting assignments and participating in discussions. Canvas has created trainings on how to download and use the apps. You can access these trainings below:

- [What is the Canvas Teacher app?](#)
- [What is the Canvas Student App?](#)
- [How do I access Canvas using a mobile browser on my Android device?](#)
- [How do I access Canvas using a mobile browser on my iOS device?](#)

Please keep in mind that the Canvas mobile app must be actively used within 48 hours for the user to stay logged in. If the app becomes inactive, the user will have to log in again. During the SSO outage, users who had not accessed the Canvas app regularly could not use it due to the need to log in to SSO.

The second part of the back-up plan is to have electronic copies of documents such as course syllabus, course schedule (both uploaded to Canvas), and a course roster (from Self-Service) readily available. Instructors are urged to be mindful of version control, and make sure to save the most current version of the document being used. Along with saving electronic files, another idea is to take a picture of the Modules or Assignments sections in Canvas, (both if you use each) and save it to a Word document where it can be easily accessed. This step can assist you with what to expect with course flow, and upcoming assignments.

CETL is always available to answer questions and provide support to students, faculty, and staff. Please call 580-774-3149 for assistance, or email distance@swosu.edu, and we will be happy to help.

- *Lisa*

Center for Excellence in Teaching & Learning (CETL)

Staff Contacts

Lisa Friesen, Director

lisa.friesen@swosu.edu

HEC 210B..... 3149

Steve Ray, III

steve.ray@swosu.edu

HEC 208A..... 3147

Dr. Mapopa Sanga

mapopa.sanga@swosu.edu

HEC 209B..... 7128

Ashley Walkup

ashley.walkup@swosu.edu

HEC 210A..... 3149

Michael Brinkley

michael.brinkley@swosu.edu

SAB 101 2105