



Southwestern Oklahoma State University  
SWOSU Digital Commons

---

IPEDS

Institutional Research

---

9-13-2021

## Student Financial Aid 2020-21

Southwestern Oklahoma State University

Follow this and additional works at: <https://dc.swosu.edu/ipeds>

---

### Recommended Citation

Southwestern Oklahoma State University, "Student Financial Aid 2020-21" (2021). *IPEDS*. 118.  
<https://dc.swosu.edu/ipeds/118>

This Report is brought to you for free and open access by the Institutional Research at SWOSU Digital Commons. It has been accepted for inclusion in IPEDS by an authorized administrator of SWOSU Digital Commons. An ADA compliant document is available upon request. For more information, please contact [phillip.fitzsimmons@swosu.edu](mailto:phillip.fitzsimmons@swosu.edu).

# IPEDS 2020-21 Data Collection System

IPEDS HELP DESK (877) 225-2568 | [ipedshelp@rti.org](mailto:ipedshelp@rti.org)  
OMB NO. 1850-0582 v.27 : Approval Expires 8/31/2022  
User ID: P2078651

## Student Financial Aid 2020-21

Institution: Southwestern Oklahoma State University (207865)

User ID: P2078651

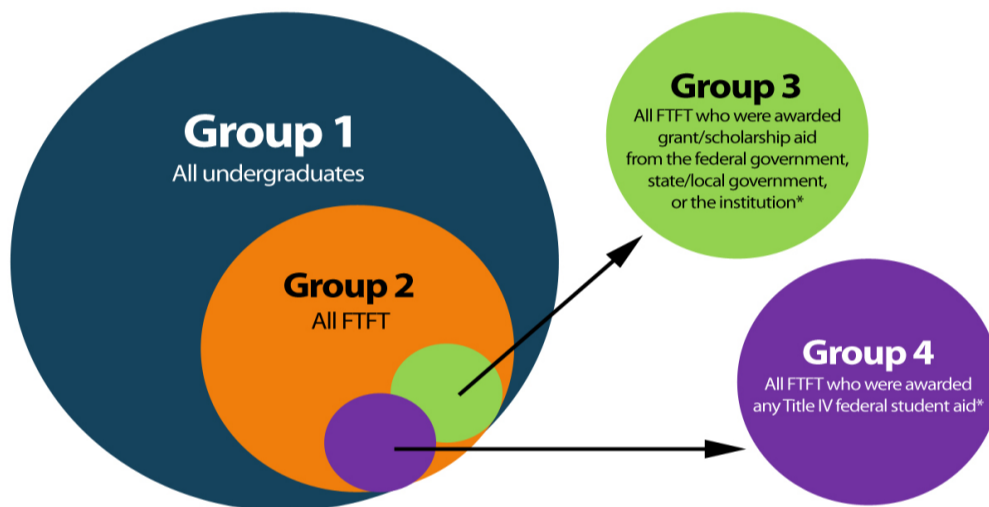
### Overview

#### IPEDS Student Financial Aid Component Overview - Public Academic Reporters

Welcome to the Student Financial Aid (SFA) component. The purpose of the SFA component is to collect information about financial aid provided to various groups of undergraduate students and military/veteran educational benefits for all students at your institution.

#### Data Reporting Reminders:

- Report data to accurately reflect the time period corresponding with the IPEDS survey component, even if such reporting is seemingly inconsistent with prior-year reporting. For example, if a summer term began later than usual due to Coronavirus Pandemic postponements, continue to report using the timeframes as defined in the IPEDS instructions. NCES expects that some data reported during the 2020-21 data collection year will vary from established prior trends due to the impacts of Coronavirus Pandemic. If an error edit is triggered even when submitting accurate data, please indicate in the corresponding context box or verbally to the Help Desk that the seemingly inconsistent data are accurate and reflect the effects of Coronavirus Pandemic.
- Undergraduate Student Groups  
You will be asked to report information for different groups of students.
  - Group 1: All undergraduate students
  - Group 2: Of Group 1, full-time, first-time degree/certificate-seeking students (FTFT)
  - Group 3: Of Group 2, FTFT students who paid the in-state/in-district tuition rate and were awarded any grant/scholarship aid from the federal government, state/local government, or the institution
  - Group 4: Of Group 2, FTFT students who paid the in-state/in-district tuition rate and were awarded any Title IV federal student aid



\*For public institutions, include only those students paying the in-state or in-district tuition rate. For program reporters, include only those students enrolled in the institution's largest program.

- COA Revisions  
Revisions to Cost of Attendance (COA) used to calculate the net price of attendance can be made in this component. Consult the instructions and screens to make sure you are reporting the correct aid amounts for the correct groups of students.
- College Affordability and Transparency Lists  
Net price amounts calculated in SFA will be used to populate the U.S. Department of Education's College Affordability and Transparency lists.
- Interactive Edits and Error Messages  
SFA contains interactive edits that will check for blank fields, invalid values, or values that fall outside expected ranges. Some error messages will require you to confirm or explain the values that you entered. Some error messages are fatal and will require you to contact the IPEDS Help Desk at (877) 225-2568 for resolution.
- Context Boxes  
You will find optional text boxes throughout SFA. Context boxes allow you to provide more information about the data you enter. Some of these context boxes may be made available to the public on College Navigator, so make sure that the information you enter can be understood easily by students, parents, and the general public.

#### Changes to reporting for 2020-21:

There are no changes to this survey component.

#### Resources:

- To download the survey materials for this component: [Survey Materials](#)
- To access your prior year data submission for this component: [Reported Data](#)

If you have questions about completing this survey, please contact the IPEDS Help Desk at 1-877-225-2568.

Institution: Southwestern Oklahoma State University (207865)

User ID: P2078651

## Section 1: Part A

## Part A - Establish Your Groups

## Reporting Reminders:

- Part A establishes the number of students in various groups. Note that the numbers on this screen will be carried forward to other parts of the Student Financial Aid component.
- In the fields below, report the number of students in each of the following groups.

		i Fall 2019	YOUR PRIOR YEAR DATA Fall 2018
01	Group 1 All <u>undergraduate</u> students	<input type="text" value="4,154"/>	4,445
02	Group 2 Of those in Group 1, those who are <u>full-time</u> , <u>first-time</u> degree/certificate-seeking	<input type="text" value="840"/>	969
02a	Of those in Group 2, those who were awarded any <u>Federal Work Study</u> , <u>loans to students</u> , or grant or scholarship aid from the federal government, state/local government, the institution, or other sources known to the institution	<input type="text" value="817"/>	905
02b	Of those in Group 2, those who were awarded any <u>loans to students</u> or grant or scholarship aid from the federal government, state/local government, or the institution	<input type="text" value="810"/>	880
03	Group 3 Of those in Group 2, those who paid the in-state or in-district tuition rate and who were awarded grant or scholarship aid from the federal government, state/local government, or the institution	<input type="text" value="712"/>	720
04	Group 4 Of those in Group 2, those who paid the in-state or in-district tuition rate and who were awarded any <u>Title IV federal student aid</u>	<input type="text" value="616"/>	639

Section 1: Part B

Part B - Enter Information About Group 1

Reporting Reminders:


- Group 1 students are **ALL undergraduate** students (including first-time students) enrolled in Fall 2019.
- For this part, report:

For These Students	The Following Type(s) of Aid	Awarded in This Period
<ul style="list-style-type: none"> <li>• All undergraduate students enrolled in Fall 2019</li> </ul>	<ul style="list-style-type: none"> <li>• Grant or scholarship aid from:                             <ul style="list-style-type: none"> <li>◦ federal government</li> <li>◦ state/local government</li> <li>◦ the institution</li> <li>◦ other sources known to the institution</li> </ul> </li> <li>• Loans to students from:                             <ul style="list-style-type: none"> <li>◦ the federal government</li> </ul> </li> </ul>	<ul style="list-style-type: none"> <li>• Any time during academic year 2019-20</li> </ul>

- In the fields below, report the number of Group 1 students and the total amount of aid awarded to these students for each type of aid.

Information from Part A	Fall 2019
Group 1: All undergraduate students (This number is carried forward from Part A, Line 01.)	4,154

Aid Type	2019-20			
	Number of Group 1 students who were awarded aid	Percentage of Group 1 students who were awarded aid	Total amount of aid awarded to Group 1 students	Average amount of aid awarded to Group 1 students
01 Grant or scholarship aid from the federal government, state/local government, the institution, and other sources known to the institution ( <b>Do NOT include federal student loans</b> )	3,558	86	25,353,906	7,126
02 Pell Grants	1,520	37	7,224,609	4,753
03 Federal student loans	2,498	60	15,849,922	6,345

 You may use the box below to provide additional context for the data you have reported above. Context notes will be posted on the College Navigator website. Therefore, you should write all context notes using proper grammar (e.g., complete sentences with punctuation) and common language that can be easily understood by students and parents (e.g., spell out acronyms).

Non-applicable ▼

Institution: Southwestern Oklahoma State University (207865)

User ID: P2078651

## Section 1: Part C, Page 1

## Part C, Page 1 - Enter Information about Group 2

## Reporting Reminders:

- Group 2 students are all full-time, first-time degree/certificate-seeking undergraduate students enrolled in Fall 2019.
- In the fields below, report the number of Group 2 students paying in-district, in-state, and out-of-state tuition rates. If your institution does not offer different rates, report all students as paying in-state tuition rates.

Information from Part A	Fall 2019
Group 2: Full-time, first-time degree/certificate-seeking undergraduates (This number is carried forward from Part A, Line 02)	840

Group 2 students:					YOUR PRIOR YEAR DATA
			Fall 2019		Fall 2018
			Number of Group 2 students	Percentage of Group 2 students	Percentage of Group 2 students
01	01a	<u>paying in-district tuition rates</u>	<input type="text" value="0"/>	0	0
	01b	<u>paying in-state tuition rates</u>	<input type="text" value="756"/>	90	90
	01c	<u>paying out-of-state tuition rates</u>	<input type="text" value="84"/>	10	10
	01d	Unknown (calculated value) This value is calculated using the following formula: [A02-(C01a+C01b+C01c)]	0	0	0

Section 1: Part C, Page 2

Part C, Page 2 - Enter Information about Group 2

Reporting Reminders:

- Part C includes financial aid information about Group 2. Group 2 students are all full-time, first-time degree/certificate-seeking undergraduate students enrolled in Fall 2019.
- For this part, report:


For These Students	The Following Type(s) of Aid	Awarded in This Period
<ul style="list-style-type: none"> <li>• Full-time, first-time degree/certificate-seeking undergraduate students enrolled in Fall 2019</li> </ul>	<ul style="list-style-type: none"> <li>• Grant or scholarship aid from:                             <ul style="list-style-type: none"> <li>◦ federal government</li> <li>◦ state/local government</li> <li>◦ the institution</li> </ul> </li> <li>• Loans to students from:                             <ul style="list-style-type: none"> <li>◦ the federal government</li> <li>◦ other sources, including private or other loans</li> </ul> </li> <li>• Do <b>not</b> include:                             <ul style="list-style-type: none"> <li>◦ grant or scholarship aid from private or other sources</li> <li>◦ PLUS loans or loans made to anyone other than the student</li> </ul> </li> </ul>	<ul style="list-style-type: none"> <li>• Any time during academic year 2019-20</li> <li>• For program reporters, this is the aid year period from July 1, 2019 through June 30, 2020.</li> </ul>

- In the fields below, report the number of Group 2 students and the total amount of aid awarded to these students for each type of aid. Enter unduplicated student counts within a category (e.g., Pell Grants). However, a student can appear in more than one aid category.

Information from Part A	Fall 2019
Group 2: Full-time, first-time degree/certificate-seeking undergraduates (This number is carried forward from Part A, Line 02)	840
Group 2a: (This number is carried forward from Part A, Line 02a) <ul style="list-style-type: none"> <li>• Of those in Group 2, those who were awarded:                             <ul style="list-style-type: none"> <li>◦ Federal Work Study</li> <li>◦ Loans to students</li> <li>◦ Grant or scholarship aid from the federal government, state/local government, or the institution</li> <li>◦ Other sources known to the institution</li> </ul> </li> </ul>	817
Group 2b (This number is carried forward from Part A, Line 02b) <ul style="list-style-type: none"> <li>• Of those in Group 2, those who were awarded:                             <ul style="list-style-type: none"> <li>◦ Loans to students</li> <li>◦ Grant or scholarship aid from the federal government, state/local government, or the institution</li> </ul> </li> </ul>	810
Group 3 (This number is carried forward from Part A, Line 03) <ul style="list-style-type: none"> <li>• Of those in Group 2, those who <b>Paid the in-state or in-district tuition rate and</b> were awarded:                             <ul style="list-style-type: none"> <li>◦ Grant or scholarship aid from the federal government, state/local government, or the institution</li> </ul> </li> </ul>	712

Aid Type		Fall 2019				YOUR PRIOR YEAR DATA
		Number of Group 2 students who were awarded aid	Percentage of Group 2 students who were awarded aid	Total amount of aid awarded to Group 2 students	Average amount of aid awarded to Group 2 students	Fall 2018
						Average amount of aid awarded to Group 2 students
01	Grants or scholarships from the federal government, state/local government, or the institution	<input type="text" value="795"/>	95	6,832,846	8,595	8,344
02	<u>Federal grants</u>	<input type="text" value="755"/>	90	2,316,236	<input checked="" type="checkbox"/> 3,068	4,949
	02a <u>Pell Grants</u>	<input type="text" value="385"/>	46	<input type="text" value="1,910,227"/>	4,962	4,921
	02b <u>Other federal grants</u>	<input type="text" value="698"/>	83	<input type="text" value="406,009"/>	<input checked="" type="checkbox"/> 582	303
03	<u>State/local government grants or scholarships</u> (includes <u>fellowships</u> /tuition waivers/exemptions)	<input type="text" value="303"/>	36	<input type="text" value="1,583,752"/>	5,227	4,761
04	<u>Institutional grants or scholarships</u> (includes <u>fellowships</u> /tuition waivers/exemptions)	<input type="text" value="517"/>	62	<input type="text" value="2,932,858"/>	5,673	5,058
05	<u>Loans to students</u>	<input type="text" value="608"/>	72	3,095,979	5,092	5,151
	05a <u>Federal loans</u>	<input type="text" value="606"/>	72	<input type="text" value="3,026,429"/>	4,994	5,045

05b	Other loans (including private loans)	<input type="text" value="10"/>	1	<input type="text" value="69,550"/>	<input checked="" type="checkbox"/> 6,955	9,442
-----	---------------------------------------	---------------------------------	---	-------------------------------------	---	-------

 You may use the box below to provide additional context for the data you have reported above. Context notes will be posted on the College Navigator website. Therefore, you should write all context notes using proper grammar (e.g., complete sentences with punctuation) and common language that can be easily understood by students and parents (e.g., spell out acronyms).

Institution: Southwestern Oklahoma State University (207865)

User ID: P2078651

## Section 1: Comparison Chart

## Comparison Chart

## Reporting Reminders:

- Based on the information reported on the previous screens for Group 1 (all undergraduates) and Group 2 (full-time, first-time degree/certificate-seeking undergraduates), this comparison chart seeks to help institutions check their reported data. Assuming that the information on Groups 1 and 2 is correct, then the calculated fields for 'All Other Undergraduates' should be the balance (Group 1 minus Group 2). If the balance does not check with your institution's calculations, please correct your reported numbers for Groups 1 and 2 before moving forward with the completion of the SFA survey component.

## Note:

- Data for the 'All Other Undergraduates' will appear in the IPEDS Data Center for data users, but not in College Navigator.

		Number of students	Pell grants	Federal Student Loans
01	Group 1 (all undergraduates)	4,154		
02	Number of students who were awarded aid		1,520	2,498
03	Percentage who were awarded aid		37	60
04	Total amount of aid awarded		7,224,609	15,849,922
05	Average amount of aid awarded		4,753	6,345
06	Group 2 (Full-time, first-time undergraduates)	840		
07	Number of students who were awarded aid		385	606
08	Percentage who were awarded aid		46	72
09	Total amount of aid awarded		1,910,227	3,026,429
10	Average amount of aid awarded		4,962	4,994
11	All other undergraduates (Line 01 - Line 06)	3,314		
12	Number of students who were awarded aid (Line 02 - Line 07)		1,135	1,892
13	Percentage who were awarded aid (Line 12 / Line 11)		34	57
14	Total amount of aid awarded (Line 04 - Line 09)		5,314,382	12,823,493
15	Average amount of aid awarded (Line 14 / Line 12)		4,682	6,778



Institution: Southwestern Oklahoma State University (207865)

User ID: P2078651

## Section 1: Cost of Attendance

## Cost of attendance for full-time, first-time undergraduate students

## Reporting Reminders:

- Please enter the amounts requested below. These data will be made available to the public on College Navigator. If your institution participates in any Title IV programs (Pell, Stafford, etc.), you must complete all information.
- **Estimates of expenses for books and supplies, room and board, and other expenses are those from the Cost of Attendance report used by the financial aid office in determining financial need. Please talk to your financial aid office to get these numbers to ensure that you are reporting correctly.**
- **These numbers are carried forward from Institutional Characteristics and should only be changed if an error was made in the reporting.**

Charges for full academic year	2017-18	2018-19	2019-20
<b>Published <u>tuition</u> and <u>required fees</u>:</b>			
<u>In-district</u>			
Tuition	5,610	5,940	6,150
Required fees	1,395	1,395	1,545
Tuition + fees total	7,005	7,335	7,695
<u>In-state</u>			
Tuition	5,610	5,940	6,150
Required fees	1,395	1,395	1,545
Tuition + fees total	7,005	7,335	7,695
<u>Out-of-state</u>			
Tuition	12,510	12,840	13,050
Required fees	1,395	1,395	1,545
Tuition + fees total	13,905	14,235	14,595
<b>📘 <u>Books and supplies</u></b>			
	1,218	1,218	1,218
<b><u>On-campus:</u></b>			
<u>Room and board</u>	5,500	5,830	6,030
<u>Other expenses</u>	6,210	6,858	6,858
Room and board and other expenses	11,710	12,688	12,888
<b><u>Off-campus (not with family):</u></b>			
<u>Room and board</u>	5,112	5,652	5,652
<u>Other expenses</u>	6,210	6,858	6,858
Room and board and other expenses	11,322	12,510	12,510
<b>📘 <u>Off-campus (with family):</u></b>			
<u>Other expenses</u>	5,310	5,886	5,886

Section 1: Part D

Part D - Enter Information about Group 3

Reporting Reminders:

- Group 3 students are all full-time, first-time degree/certificate-seeking undergraduate students enrolled in Fall 2019 who paid the in-state or in-district tuition rate and who were awarded grant or scholarship aid from the following sources: the federal government, state/local government, or the institution. The information you report in this part will be used in Part F to calculate average institutional net price.
- For this part, report:

For These Students	The Following Type(s) of Aid	Awarded in This Period
<ul style="list-style-type: none"> <li>Full-time, first-time degree/certificate-seeking undergraduate students enrolled in Fall 2019 who paid the in-state or in-district tuition rate and who were awarded grant or scholarship aid from the following sources: the federal government, state/local government, or the institution</li> <li>Do <b>not</b> include students who were awarded only grant or scholarship aid from private or other sources, or students who were awarded only non-grant aid</li> </ul>	<ul style="list-style-type: none"> <li>Grant or scholarship aid from:                             <ul style="list-style-type: none"> <li>federal government</li> <li>state/local government</li> <li>the institution</li> </ul> </li> <li>Do <b>not</b> include grant or scholarship aid from private or other sources</li> </ul>	<ul style="list-style-type: none"> <li>Any time during academic year 2019-20</li> </ul>

- In the fields below, report the number of Group 3 students with each type of living arrangement and the total amount of grant or scholarship aid from the federal government, state/local government, or the institution awarded to these students.

Information from Part A:		YOUR PRIOR YEAR DATA 2017-2018	YOUR PRIOR YEAR DATA 2018-2019	2019-2020
<b>Group 3</b> Full-time, first-time degree/certificate-seeking undergraduate students who paid the in-state or in-district tuition rate and who were awarded grant or scholarship aid from the following sources: the federal government, state/local government, or the institution (This number is carried forward from Part A, Line 03)		788	720	712
01	Report the number of Group 3 students with the following living arrangements:	YOUR PRIOR YEAR DATA	YOUR PRIOR YEAR DATA	
		2017-18	2018-19	2019-20
01a	<u>On-campus</u>	525	516	480
01b	<u>Off-campus (with family)</u>	55	49	48
01c	<u>Off-campus (not with family)</u>	176	143	149
01d	Unknown (calculated) This value is calculated using the following formula: [A03-(D01a+D01b+D01c)]	32	12	35
02	<b>Report the total amount of grant or scholarship aid from the federal government, state/local government, or the institution awarded to Group 3 students</b>	5,815,948	5,790,258	5,778,473
03	Average grant or scholarship aid from the federal government, state/local government, or the institution awarded to Group 3 students (calculated value). This value is calculated using the following formula: [D02/A03]	7,381	8,042	8,116

The notes below provide context for the data you've reported above and **may** be posted on the College Navigator website. Choose one option that best explains your data or choose "Non-applicable" if you do not wish to provide context notes. If none of the options provided explain your institution's data, then choose "Other" and write your own context notes. Therefore, you should write all context notes using proper grammar (e.g., complete sentences with punctuation) and common language that can be easily understood by students and parents (e.g., spell out acronyms).

Non-applicable ▼

Section 1: Part E

Part E – Enter Information about Group 4

Reporting Reminders:

- Part E includes financial aid information about Group 4, undergraduate students enrolled in Fall 2019 who paid the in-state or in-district tuition rate and who were awarded any Title IV federal student aid, including federal grants or federal student loans. The information you report in this part will be used in Part G to calculate average institutional net price by income level.
- For this part, report:

For These Students	The Following Type(s) of Aid	Awarded in This Period
<ul style="list-style-type: none"> <li>Full-time, first-time degree/certificate-seeking undergraduate students enrolled in Fall 2019 who paid the in-state or in-district tuition rate and who were awarded any Title IV federal student aid</li> </ul>	<ul style="list-style-type: none"> <li>Grant or scholarship aid from:                             <ul style="list-style-type: none"> <li>federal government</li> <li>state/local government</li> <li>the institution</li> </ul> </li> <li>Do <b>not</b> include:                             <ul style="list-style-type: none"> <li>grant or scholarship aid from private or other sources</li> <li>loan amounts</li> <li>Federal Work Study amounts</li> </ul> </li> </ul>	<ul style="list-style-type: none"> <li>Any time during academic year 2019-20</li> </ul>

- In the fields below, report the number of Group 4 students with each type of living arrangement and the total amount of grant or scholarship aid from the federal government, state/local government, or the institution awarded to these students by income level.

Information from Part A:		2017-18	2018-19	2019-20
<b>Group 4</b> Full-time, first-time degree/certificate-seeking undergraduate students who paid the in-state or in-district tuition rate and who were awarded any Title IV federal student aid (This number is carried forward from Part A, Line 04)		666	639	616
01	Report the number of Group 4 students with the following living arrangements:	YOUR PRIOR YEAR DATA	YOUR PRIOR YEAR DATA	
		2017-18	2018-19	2019-20
01a	<u>On-campus</u>	438	450	427
01b	<u>Off-campus (with family)</u>	53	49	50
01c	<u>Off-campus (not with family)</u>	175	140	139
01d	Unknown (calculated) This value is calculated using the formula: [A04-(E01a+E01b+E01c)]	0	0	0

		Number of students who were awarded any Title IV aid (Group 4)	Of those in Column 1, the number who were awarded any grant or scholarship aid from the following sources: the federal government, state/local government, or the institution	Of those in Column 1, the total amount of grant or scholarship aid awarded from the following sources: the federal government, state/local government, or the institution	<b>i Average</b> amount of federal, state/local, and institutional grant or scholarship aid awarded to Group 4 students
2017-18					
		Col. 1	Col. 2	Col. 3	Col. 4
02	Income level				
02a	\$0-30,000	205	204	2,104,603	10,266
02b	\$30,001-48,000	126	125	1,234,674	9,799
02c	\$48,001-75,000	117	107	681,891	5,828
02d	\$75,001-110,000	111	82	400,538	3,608
02e	\$110,001 and more	107	85	378,017	3,533
02f	Total all income levels	666	603	4,799,723	7,207

2018-19					
		Col. 1	Col. 2	Col. 3	Col. 4
03	Income level				
03a	\$0-30,000	210	210	2,296,232	10,934
03b	\$30,001-48,000	110	110	1,185,317	10,776

03c	\$48,001-75,000	123	106	687,400	5,589
03d	\$75,001-110,000	99	79	420,340	4,246
03e	\$110,001 and more	97	74	387,988	4,000
03f	Total all income levels	639	579	4,977,277	7,789

2019-20					
		Col. 1	Col. 2	Col. 3	Col. 4
04	<b>i</b> Income level				
04a	\$0-30,000	165	164	1,880,829	11,399
04b	\$30,001-48,000	112	111	1,214,393	10,843
04c	\$48,001-75,000	99	90	734,309	7,417
04d	\$75,001-110,000	114	92	605,029	5,307
04e	\$110,001 and more	126	89	459,603	3,648
04f	Total all income levels	616	546	4,894,163	7,945

**i** The notes below provide context for the data you've reported above and **may** be posted on the College Navigator website. Choose one option that best explains your data or choose "Non-applicable" if you do not wish to provide context notes. If none of the options provided explain your institution's data, then choose "Other" and write your own context notes. Therefore, you should write all context notes using proper grammar (e.g., complete sentences with punctuation) and common language that can be easily understood by students and parents (e.g., spell out acronyms).

Non-applicable ▼

Institution: Southwestern Oklahoma State University (207865)

User ID: P2078651

## Section 1: Part F


## Part F – Net Price Calculation for Group 3

## Note:

- The following net price calculation is based on information that your institution reported in the Institutional Characteristics component and the Student Financial Aid component. For more information about the data your institution reported in the Institutional Characteristics component, please contact your institution's IPEDS Keyholder.

Components of cost of attendance		YOUR PRIOR YEAR DATA	YOUR PRIOR YEAR DATA	2019-20
		2017-18	2018-19	
01	Published <u>tuition</u> and <u>required fees</u> (lower of in-district or in-state)	7,005	7,335	7,695
02	<u>Books and supplies</u>	1,218	1,218	1,218
03	<u>Room</u> and <u>board</u> and <u>other expenses</u> by living arrangement			
	03a <u>On-campus</u>	11,710	12,688	12,888
	03b <u>Off-campus (with family)</u>	5,310	5,886	5,886
	03c <u>Off-campus (not with family)</u>	11,322	12,510	12,510
04	Number of Group 3 students by living arrangement			
	04a <u>On-campus</u>	525	516	480
	04b <u>Off-campus (with family)</u>	55	49	48
	04c <u>Off-campus (not with family)</u>	176	143	149
	04d Unknown	32	12	35
05	Weighted average for room and board and other expenses by living arrangement (excluding unknown values) See instructions for the formula for this calculation	11,154	12,181	12,308
06	Total cost of attendance This value is calculated using the following formula: [F01+F02+F05]	19,377	20,734	21,221
07	Average amount of grant or scholarship aid awarded to Group 3 students from the following sources: the federal government, state/local government, and the institution	7,381	8,042	8,116
08	Average institutional <u>net price</u> for Group 3 students This value is calculated using the following formula: [F06-F07]	11,996	12,692	13,105

As required by the *Higher Education Act, as amended (2008)*, these amounts will be posted on the U.S. Department of Education's College Navigator website and used in the U.S. Department of Education's College Affordability and Transparency Lists.

 The notes below provide context for the data you've reported above and **may** be posted on the College Navigator website. Choose one option that best explains your data or choose "Non-applicable" if you do not wish to provide context notes. If none of the options provided explain your institution's data, then choose "Other" and write your own context notes. Therefore, you should write all context notes using proper grammar (e.g., complete sentences with punctuation) and common language that can be easily understood by students and parents (e.g., spell out acronyms).

Non-applicable

Institution: Southwestern Oklahoma State University (207865)

User ID: P2078651

## Section 1: Part G

## Part G – Net Price Calculation for Group 4

## Note:

- The following net price calculation is based on information that your institution reported in the Institutional Characteristics component and the Student Financial Aid component. For more information about the data your institution reported in the Institutional Characteristics component, please contact your institution's IPEDS Keyholder.

Components of cost of attendance		YOUR PRIOR YEAR DATA	YOUR PRIOR YEAR DATA	2019-20
		2017-18	2018-19	
01	Published <u>tuition</u> and <u>required fees</u> (lower of in-district or in-state)	7,005	7,335	7,695
02	<u>Books and supplies</u>	1,218	1,218	1,218
03	<u>Room</u> and <u>board</u> and <u>other expenses</u> by living arrangement			
	03a <u>On-campus</u>	11,710	12,688	12,888
	03b <u>Off-campus (with family)</u>	5,310	5,886	5,886
	03c <u>Off-campus (not with family)</u>	11,322	12,510	12,510
04	Number of Group 4 students by living arrangement			
	04a <u>On-campus</u>	438	450	427
	04b <u>Off-campus (with family)</u>	53	49	50
	04c <u>Off-campus (not with family)</u>	175	140	139
	04d Unknown	0	0	0
05	Weighted average for room and board and other expenses by living arrangement (excluding unknown values) See instructions for the formula for this calculation	11,099	12,127	12,234
06	Total cost of attendance by income level This value is calculated using the following formula: [G01+G02+G05]	19,322	20,680	21,147
07	Average amount of grant or scholarship aid awarded to Group 4 students from the following sources: the federal government, state/local government, and the institution	7,207	7,789	7,945
	07a \$0-30,000	10,266	10,934	11,399
	07b \$30,001-48,000	9,799	10,776	10,843
	07c \$48,001-75,000	5,828	5,589	7,417
	07d \$75,001-110,000	3,608	4,246	5,307
	07e \$110,001 and more	3,533	4,000	3,648
08	Average institutional <u>net price</u> for Group 4 students This value is calculated using the following formula: [G06-G07]			
	08a \$0-30,000	9,056	9,746	9,748
	08b \$30,001-48,000	9,523	9,904	10,304
	08c \$48,001-75,000	13,494	15,091	13,730
	08d \$75,001-110,000	15,714	16,434	15,840
	08e \$110,001 and more	15,789	16,680	17,499

As required by the *Higher Education Act, as amended (2008)*, these amounts will be posted on the U.S. Department of Education's College Navigator website.

 The notes below provide context for the data you've reported above and **may** be posted on the College Navigator website.

Choose one option that best explains your data or choose "Non-applicable" if you do not wish to provide context notes. If none of the options provided explain your institution's data, then choose "Other" and write your own context notes. Therefore, you should write all context notes using proper grammar (e.g., complete sentences with punctuation) and common language that can be easily understood by students and parents (e.g., spell out acronyms).

Non-applicable

Institution: Southwestern Oklahoma State University (207865)

User ID: P2078651

## Section 2: Military Servicemembers and Veteran's Benefits - Undergraduate and Graduate

## Section 2: Military Servicemembers and Veteran's Benefits

## Important Note:

- Report for **Post-9/11 GI Bill Benefits**: July 1, 2019 - June 30, 2020.
- Report for **Department of Defense Tuition Assistance Program**: October 1, 2019 - September 30, 2020

## Reporting Reminders:

- Report the total number of student recipients and the total dollar amounts for each program.
- Student recipients can also include eligible dependents.
- Consult with your campus certifying official, who may not be in the student financial aid office.
- For Post-9/11 GI Bill Benefits, do not include the matching institutional aid provided through the Yellow Ribbon Program if your school participated.
- Information reported to IPEDS is only what is known to the institution.
- Enter zero (0) if your institution did not have beneficiaries for that student level or program. Please do not leave a cell blank.

Type of benefit/assistance	Number of students receiving benefits/assistance	Total dollar amount of benefits/assistance disbursed through the institution	Average dollar amount of benefits/assistance disbursed through the institution	YOUR PRIOR YEAR DATA
				Average dollar amount of benefits/assistance disbursed through the institution
<u>Post-9/11 GI Bill Benefits</u>				
Undergraduate students	<input type="text" value="61"/>	<input type="text" value="279,829"/>	4,587	4,541
Graduate students	<input type="text" value="15"/>	<input type="text" value="73,857"/>	<input checked="" type="radio"/> 4,924	10,936
Total	76	353,686	4,654	5,242

<u>Department of Defense Tuition Assistance Program</u>				
Undergraduate students	<input type="text" value="0"/>	<input type="text" value="0"/>		3,168
Graduate students	<input type="text" value="1"/>	<input type="text" value="3,438"/>	3,438	
Total	1	3,438	3,438	3,168

Prepared by

Prepared by

Reporting Reminders:

- The name of the preparer is being collected so that we can follow up with the appropriate person in the event that there are questions concerning the data.
- The Keyholder will be copied on all email correspondence to other preparers.
- The time it took to prepare this component is being collected so that we can continue to improve our estimate of the reporting burden associated with IPEDS.
- Please include in your estimate the time it took for you to review instructions, query and search data sources, complete and review the component, and submit the data through the Data Collection System.
- Thank you for your assistance.

This survey component was prepared by:

<input checked="" type="radio"/>	Keyholder	<input type="radio"/>	SFA Contact	<input type="radio"/>	HR Contact
<input type="radio"/>	Finance Contact	<input type="radio"/>	Academic Library Contact	<input type="radio"/>	Other
Name:	<input type="text" value="Diane Fitzsimmons"/>				
Email:	<input type="text" value="diane.fitzsimmons@swosu.edu"/>				

How many staff from your institution only were involved in the data collection and reporting process of this survey component?

Number of Staff (including yourself)

How many hours did you and others from your institution only spend on each of the steps below when responding to this survey component?  
*Exclude the hours spent collecting data for state and other reporting purposes.*

Staff member	Collecting Data Needed	Revising Data to Match IPEDS Requirements	Entering Data	Revising and Locking Data
Your office	<input type="text" value="10.00"/> hours	<input type="text" value="10.00"/> hours	<input type="text" value="5.00"/> hours	<input type="text" value="1.00"/> hours
Other offices	<input type="text" value="5.00"/> hours	<input type="text" value="5.00"/> hours	<input type="text" value="0.00"/> hours	<input type="text" value="0.00"/> hours



Institution: Southwestern Oklahoma State University (207865)

User ID: P2078651

## Summary

### IPEDS Student Financial Aid (SFA) Survey Summary

IPEDS collects important information regarding your institution. All data reported in IPEDS survey components become available in the IPEDS Data Center and appear as aggregated data in various Department of Education reports. Additionally, some of the reported data appears specifically for your institution through the College Navigator website and is included in your institution's Data Feedback Report (DFR). The purpose of this summary is to provide you an opportunity to view some of the data that, when accepted through the IPEDS quality control process, will appear on the College Navigator website and/or your DFR. College Navigator is updated approximately three months after the data collection period closes and Data Feedback Reports will be available through the [Data Center](#) and sent to your institution's CEO in November 2020.

Please review your data for accuracy. If you have questions about the data displayed below after reviewing the data reported on the survey screens, please contact the IPEDS Help Desk at: 1-877-225-2568 or [ipedshelp@rti.org](mailto:ipedshelp@rti.org).

Total grant aid awarded to all undergraduate students		\$25,353,906
Number of undergraduate students who were awarded a Pell Grant		1,520
Percentage of FTFT students who were awarded any financial aid		97%
	Percentage of FTFT students who were awarded grant aid by type	Average amount of grant aid awarded by type
Total	95%	\$8,595
Federal Government	90%	\$3,068
Pell	46%	\$4,962
Other Federal	83%	\$582
State/Local Government	36%	\$5,227
Institutional	62%	\$5,673
	Percentage of FTFT students who were awarded and accepted loans by type	Average amount of loans awarded and accepted by type
Total	72%	\$5,092
Federal	72%	\$4,994
Non-federal	1%	\$6,955
Average net price for FTFT students who were awarded grant aid		\$13,105
Average net price for FTFT students who were awarded Title IV federal student aid		
\$0 – 30,000		\$9,748
\$30,001 – 48,000		\$10,304
\$48,001 – 75,000		\$13,730
\$75,001 – 110,000		\$15,840
\$110,001 and more		\$17,499

Military Service members and Veteran's Benefits			
		Number of students receiving benefits/assistance	Total dollar amount of benefits/assistance awarded through the institution
Post-9/11 GI Bill Benefits			
	Undergraduate students	61	\$279,829
	Graduate students	15	\$73,857
	Total	76	\$353,686
Department of Defense Tuition Assistance Program			
	Undergraduate students	0	N/A
	Graduate students	1	\$3,438
	Total	1	\$3,438

## Edit Report

## Student Financial Aid

Source	Description	Severity	Resolved	Options
<b>Screen: Part C, Page 2 - Enter Information about Group 2</b>				
Screen Entry	The average amount of this type of aid awarded to Group 2 students is outside the expected range of between 243 and 363 when compared with the prior year value. Please check the number of students and the total amount of aid awarded to these students, and correct or explain the discrepant values. (Error #7147)	Explanation	Yes	
Reason	The increase in the average grant amount is due to the overall increase in other federal grant amounts due to the CARES grants.			
Screen Entry	The average amount of this type of aid awarded to Group 2 students is outside the expected range of between 3,960 and 5,938 when compared with the prior year value. Please check the number of students and the total amount of aid awarded to these students, and correct or explain the discrepant values. (Error #7147)	Explanation	Yes	
Reason	The lower average is due to the large increase of students receiving federal grants due to the CARES Act.			
Screen Entry	The average amount of this type of aid awarded to Group 2 students is outside the expected range of between 7,554 and 11,330 when compared with the prior year value. Please check the number of students and the total amount of aid awarded to these students, and correct or explain the discrepant values. (Error #7147)	Explanation	Yes	
Reason	This average varies each year because the amount of individual private loans can vary greatly.			
<b>Screen: Military Servicemembers and Veteran's Benefits</b>				
Screen Entry	This value is out of range compared to the prior year amount. Please correct your data or explain. (Error #7265)	Explanation	Yes	
Reason	The figure is correct. Averages can vary because individual students may have differing circumstances.			