



Southwestern Oklahoma State University
SWOSU Digital Commons

Assessment Center Reports

Assessment Center Reports

2022

2022 Associate's Degree Exit Survey

Southwestern Oklahoma State University

Follow this and additional works at: <https://dc.swosu.edu/assessmentall>



Part of the [Educational Assessment, Evaluation, and Research Commons](#), [Educational Methods Commons](#), and the [Higher Education Commons](#)

Recommended Citation

Southwestern Oklahoma State University, "2022 Associate's Degree Exit Survey" (2022). *Assessment Center Reports*. 125.
<https://dc.swosu.edu/assessmentall/125>

This Exit Survey is brought to you for free and open access by the Assessment Center Reports at SWOSU Digital Commons. It has been accepted for inclusion in Assessment Center Reports by an authorized administrator of SWOSU Digital Commons. An ADA compliant document is available upon request. For more information, please contact phillip.fitzsimmons@swosu.edu.

Southwestern Oklahoma State University
2022 Spring Exit Survey_Associate's Degree

Level: Southwestern Oklahoma State University
Response Rate: 13/88 (14.77 %)

1 - A. Please tell us about yourself.1. What is your undergraduate major?

Response Option	Weight	Frequency	Percent	Percent Responses	Means			
CATC General Studies	(1)	0	0.00%					
Computer Science	(2)	1	9.09%	■				
Criminal Justice	(3)	0	0.00%					
General Business	(4)	0	0.00%					
General Studies	(5)	1	9.09%	■				
Hospitality/Restaurant/Gaming Management	(6)	0	0.00%					
Medical Lab Technician	(7)	2	18.18%	■				
Occupational Therapy Assistant	(8)	0	0.00%					
Physical Therapist Assistant	(9)	3	27.27%	■				
Pre-Nursing	(10)	1	9.09%	■				
Radiologic Technologies	(11)	0	0.00%					
Tribal Administration	(12)	0	0.00%					
Wildland Firefighting	(13)	3	27.27%	■				
				0 25 50 100				
Response Rate								
11/88 (12.50%)								

Southwestern Oklahoma State University
2022 Spring Exit Survey_Associate's Degree

Level: Southwestern Oklahoma State University
Response Rate: 13/88 (14.77 %)

2 - 2. What is your minor (if applicable)?

Response Option	Weight	Frequency	Percent	Percent Responses	Means
-----------------	--------	-----------	---------	-------------------	-------

Southwestern Oklahoma State University

2022 Spring Exit Survey_Associate's Degree

Level: Southwestern Oklahoma State University

Response Rate: 13/88 (14.77 %)

Accounting	(1)	0	0.00%
American Indian Studies	(2)	0	0.00%
Art	(3)	0	0.00%
Art History	(4)	0	0.00%
Athletic Coaching	(5)	0	0.00%
Biological Sciences	(6)	0	0.00%
Chemistry	(7)	0	0.00%
Child Development Psychology	(8)	0	0.00%
Communication Arts	(9)	0	0.00%
Computer Science	(10)	0	0.00%
Computer Technology	(11)	0	0.00%
Criminal Justice	(12)	0	0.00%
Economics	(13)	0	0.00%
Electronics	(14)	0	0.00%
Emergency Medical Services	(15)	0	0.00%
Engineering Technology	(16)	0	0.00%
English	(17)	0	0.00%
Entrepreneurship	(18)	0	0.00%
Finance	(19)	0	0.00%
Forensics	(20)	0	0.00%
General Technology	(21)	0	0.00%
Graphic Design	(22)	0	0.00%
Health & Wellness	(23)	0	0.00%
Health Care Administration	(24)	0	0.00%
Health Data Analytics	(25)	0	0.00%
Health Information Management	(26)	0	0.00%
Health Science	(27)	4	66.67%
Health Science for Sports Medicine	(28)	0	0.00%
History	(29)	0	0.00%
Industrial Technology	(30)	0	0.00%
Information Systems	(31)	0	0.00%
International Studies	(32)	0	0.00%
Management	(33)	0	0.00%
Marketing	(34)	0	0.00%
Mathematics	(35)	0	0.00%
Multidisciplinary Studies	(36)	0	0.00%
Music	(37)	0	0.00%
Organizational Leadership	(38)	0	0.00%
Parks & Recreation Management	(39)	1	16.67%
Parks & Wildlife Law Enforcement	(40)	0	0.00%
Physical Science	(41)	0	0.00%
Physics	(42)	0	0.00%
Political Science	(43)	0	0.00%
Pre-Law	(44)	0	0.00%
Psychology	(45)	0	0.00%
Public Relations	(46)	0	0.00%
Social Work	(47)	0	0.00%
Spanish	(48)	0	0.00%
Sports Management	(49)	0	0.00%
Sports Psychology	(50)	0	0.00%
Statistics	(51)	0	0.00%

Southwestern Oklahoma State University
2022 Spring Exit Survey_Associate's Degree

Level: Southwestern Oklahoma State University
Response Rate: 13/88 (14.77 %)

Tactical Leadership	(52)	0	0.00%
Tribal Administration	(53)	0	0.00%
Wildland Fire Management	(54)	1	16.67%

Southwestern Oklahoma State University
2022 Spring Exit Survey_Associate's Degree

Level: Southwestern Oklahoma State University
Response Rate: 13/88 (14.77 %)

0	25	50	100				
Response Rate							
6/88 (6.82%)							



Southwestern Oklahoma State University

2022 Spring Exit Survey_Associate's Degree





Level: Southwestern Oklahoma State University

Response Rate: 13/88 (14.77 %)



3 - 3. What is your gender?

Response Option	Weight	Frequency	Percent	Percent Responses	Means
Female	(1)	7	53.85%		
Male	(2)	6	46.15%		
Other	(3)	0	0.00%		
				0 25 50 100	
Response Rate					
13/88 (14.77%)					




4 - 4. What is your age?

Response Option	Weight	Frequency	Percent	Percent Responses	Means
18-25	(1)	7	53.85%		
26-30	(2)	3	23.08%		
31-35	(3)	1	7.69%		
36-40	(4)	0	0.00%		
41 or older	(5)	2	15.38%		
				0 25 50 100	
Response Rate					
13/88 (14.77%)					

5 - 5. Are you a first-generation college student (parent(s) did not complete a bachelor's degree)?

Response Option	Weight	Frequency	Percent	Percent Responses	Means
No	(1)	6	46.15%		1.54
Yes	(2)	7	53.85%		
				0 25 50 100	
Response Rate					
13/88 (14.77%)					
					Question
					Mean
					STD
					Median
					1.54
					0.52
					2.00

6 - 6. What is your race/ethnicity?

Response Option	Weight	Frequency	Percent	Percent Responses	Means
Asian	(1)	0	0.00%		
Black	(2)	0	0.00%		
Hawaiian/Pacific Islander	(3)	0	0.00%		
Hispanic	(4)	1	8.33%		
Native American	(5)	2	16.67%		
White	(6)	9	75.00%		
Two or more races	(7)	0	0.00%		
Other	(8)	0	0.00%		
				0 25 50 100	
Response Rate					
12/88 (13.64%)					

Southwestern Oklahoma State University




2022 Spring Exit Survey_Associate's Degree

Level: Southwestern Oklahoma State University

Response Rate: 13/88 (14.77 %)





7 - B. Departmental Engagement

1. My major met expectations with respect to the knowledge and skills that I acquired.

Response Option	Weight	Frequency	Percent	Percent Responses	Means
Strongly Agree	(1)	7	53.85%		 1.46
Agree	(2)	6	46.15%		
Neutral	(3)	0	0.00%		
Disagree	(4)	0	0.00%		
Strongly Disagree	(5)	0	0.00%		
				0 25 50 100	Question
Response Rate				Mean	STD
13/88 (14.77%)				1.46	0.52
					Median
					1.00






7 - B. Departmental Engagement

2. My major has prepared me to apply classroom knowledge to real world situations.

Response Option	Weight	Frequency	Percent	Percent Responses	Means
Strongly Agree	(1)	7	53.85%		 1.62
Agree	(2)	4	30.77%		
Neutral	(3)	2	15.38%		
Disagree	(4)	0	0.00%		
Strongly Disagree	(5)	0	0.00%		
				0 25 50 100	Question
Response Rate				Mean	STD
13/88 (14.77%)				1.62	0.77
					Median
					1.00







7 - B. Departmental Engagement

3. My major enhanced my understanding of diversity and multicultural issues in my field.

Response Option	Weight	Frequency	Percent	Percent Responses	Means
Strongly Agree	(1)	5	38.46%		 1.92
Agree	(2)	5	38.46%		
Neutral	(3)	2	15.38%		
Disagree	(4)	1	7.69%		
Strongly Disagree	(5)	0	0.00%		
				0 25 50 100	Question
Response Rate				Mean	STD
13/88 (14.77%)				1.92	0.95
					Median
					2.00

8 - 4. I participated in the following opportunities available in my major; ratings indicate my satisfaction.

a. Outside field experience related to my major.

Response Option	Weight	Frequency	Percent	Percent Responses	Means
Extremely Satisfied	(1)	6	46.15%		 2.00
Satisfied	(2)	2	15.38%		
Neutral	(3)	3	23.08%		
Dissatisfied	(4)	0	0.00%		
Extremely Dissatisfied	(5)	1	7.69%		
Did not participate	(0)	1	7.69%		
				0 25 50 100	Question
Response Rate				Mean	STD
13/88 (14.77%)				2.00	1.28
					Median
					1.50

Southwestern Oklahoma State University

2022 Spring Exit Survey_Associate's Degree

Level: Southwestern Oklahoma State University

Response Rate: 13/88 (14.77 %)

8 - 4. I participated in the following opportunities available in my major; ratings indicate my satisfaction.

b. Writing a literature review/research paper.

Response Option	Weight	Frequency	Percent	Percent Responses	Means			
Extremely Satisfied	(1)	4	30.77%	<div><div></div></div>	<div><div>1.91</div></div>			
Satisfied	(2)	5	38.46%	<div><div></div></div>				
Neutral	(3)	1	7.69%	<div><div></div></div>				
Dissatisfied	(4)	1	7.69%	<div><div></div></div>				
Extremely Dissatisfied	(5)	0	0.00%	<div><div></div></div>				
Did not participate	(0)	2	15.38%	<div><div></div></div>				
				02550100	Question			
Response Rate				Mean		STD		Median
13/88 (14.77%)				1.91		0.94		2.00

8 - 4. I participated in the following opportunities available in my major; ratings indicate my satisfaction.

c. Community service or service learning.

Response Option	Weight	Frequency	Percent	Percent Responses	Means				
Extremely Satisfied	(1)	6	46.15%	<div><div></div></div>	<div><div></div><div>1.90</div></div>				
Satisfied	(2)	1	7.69%	<div><div></div></div>					
Neutral	(3)	2	15.38%	<div><div></div></div>					
Dissatisfied	(4)	0	0.00%	<div><div></div></div>					
Extremely Dissatisfied	(5)	1	7.69%	<div><div></div></div>					
Did not participate	(0)	3	23.08%	<div><div></div></div>					
				02550100	Question				
Response Rate				Mean		STD		Median	
13/88 (14.77%)				1.90		1.37		1.00	

8 - 4. I participated in the following opportunities available in my major; ratings indicate my satisfaction.

d. Major or university- sponsored and/or offered tutoring or study group

Response Option	Weight	Frequency	Percent	Percent Responses	Means				
Extremely Satisfied	(1)	4	30.77%	<div><div></div></div>	<div><div></div><div>1.75</div></div>				
Satisfied	(2)	2	15.38%	<div><div></div></div>					
Neutral	(3)	2	15.38%	<div><div></div></div>					
Dissatisfied	(4)	0	0.00%	<div><div></div></div>					
Extremely Dissatisfied	(5)	0	0.00%	<div><div></div></div>					
Did not participate	(0)	5	38.46%	<div><div></div></div>					
				02550100	Question				
Response Rate				Mean		STD		Median	
13/88 (14.77%)				1.75		0.89		1.50	

8 - 4. I participated in the following opportunities available in my major; ratings indicate my satisfaction.

e. Major or university sponsored club/organization.

Response Option	Weight	Frequency	Percent	Percent Responses	Means				
Extremely Satisfied	(1)	3	23.08%	<div><div></div></div>	<div><div>2.13</div></div>				
Satisfied	(2)	2	15.38%	<div><div></div></div>					
Neutral	(3)	2	15.38%	<div><div></div></div>					
Dissatisfied	(4)	1	7.69%	<div><div></div></div>					
Extremely Dissatisfied	(5)	0	0.00%	<div><div></div></div>					
Did not participate	(0)	5	38.46%	<div><div></div></div>					
				02550100	Question				
Response Rate				Mean		STD		Median	
13/88 (14.77%)				2.13		1.13		2.00	

Southwestern Oklahoma State University







2022 Spring Exit Survey_Associate's Degree

Level: Southwestern Oklahoma State University

Response Rate: 13/88 (14.77 %)





8 - 4. I participated in the following opportunities available in my major; ratings indicate my satisfaction.

f. Faculty-led research and/or scholarship.

Response Option	Weight	Frequency	Percent	Percent Responses	Means			
Extremely Satisfied	(1)	3	23.08%			2.13		
Satisfied	(2)	2	15.38%					
Neutral	(3)	2	15.38%					
Dissatisfied	(4)	1	7.69%					
Extremely Dissatisfied	(5)	0	0.00%					
Did not participate	(0)	5	38.46%					
				0 25 50 100	Question			
Response Rate				Mean		STD		Median
13/88 (14.77%)				2.13		1.13		2.00




9 - C. Career Preparedness

1. Thinking of your future employment, how confident are you in your ability to identify the appropriate procedure or techniques to solve a practical problem?

Response Option	Weight	Frequency	Percent	Percent Responses	Means			
Very Confident	(1)	6	46.15%			1.77		
Confident	(2)	6	46.15%					
Neutral	(3)	0	0.00%					
Somewhat Confident	(4)	0	0.00%					
Not At All Confident	(5)	1	7.69%					
				0 25 50 100	Question			
Response Rate				Mean		STD		Median
13/88 (14.77%)				1.77		1.09		2.00




9 - C. Career Preparedness

2. How confident are you in your ability to manage multiple tasks or responsibilities, prioritize work activities and schedule work accordingly?

Response Option	Weight	Frequency	Percent	Percent Responses	Means			
Very Confident	(1)	5	38.46%			1.62		
Confident	(2)	8	61.54%					
Neutral	(3)	0	0.00%					
Somewhat Confident	(4)	0	0.00%					
Not At All Confident	(5)	0	0.00%					
				0 25 50 100	Question			
Response Rate				Mean		STD		Median
13/88 (14.77%)				1.62		0.51		2.00

9 - C. Career Preparedness

3. How confident are you in your ability to resolve conflicts with colleagues, working-group team members, and leadership in an effective manner?

Response Option	Weight	Frequency	Percent	Percent Responses	Means			
Very Confident	(1)	8	61.54%			1.38		
Confident	(2)	5	38.46%					
Neutral	(3)	0	0.00%					
Somewhat Confident	(4)	0	0.00%					
Not At All Confident	(5)	0	0.00%					
				0 25 50 100	Question			
Response Rate				Mean		STD		Median
13/88 (14.77%)				1.38		0.51		1.00

Southwestern Oklahoma State University

2022 Spring Exit Survey_Associate's Degree

Level: Southwestern Oklahoma State University

Response Rate: 13/88 (14.77 %)

9 - C. Career Preparedness

4. How confident are you in your ability to make decisions regarding long-term and short-term career goals?

Response Option	Weight	Frequency	Percent	Percent Responses	Means
Very Confident	(1)	6	46.15%	<div><div></div></div>	1.54
Confident	(2)	7	53.85%	<div><div></div></div>	
Neutral	(3)	0	0.00%	<div><div></div></div>	
Somewhat Confident	(4)	0	0.00%	<div><div></div></div>	
Not At All Confident	(5)	0	0.00%	<div><div></div></div>	
				0 25 50 100	Question
Response Rate				Mean	STD
13/88 (14.77%)				1.54	0.52
					Median
					2.00

9 - C. Career Preparedness

5. How confident are you to explain to a group your interpretation of an applied procedure?

Response Option	Weight	Frequency	Percent	Percent Responses	Means
Very Confident	(1)	6	46.15%	<div><div></div></div>	1.62
Confident	(2)	6	46.15%	<div><div></div></div>	
Neutral	(3)	1	7.69%	<div><div></div></div>	
Somewhat Confident	(4)	0	0.00%	<div><div></div></div>	
Not At All Confident	(5)	0	0.00%	<div><div></div></div>	
				0 25 50 100	Question
Response Rate				Mean	STD
13/88 (14.77%)				1.62	0.65
					Median
					2.00

9 - C. Career Preparedness

6. How confident are you to explain your ideas in writing?

Response Option	Weight	Frequency	Percent	Percent Responses	Means
Very Confident	(1)	4	30.77%	<div><div></div></div>	1.92
Confident	(2)	6	46.15%	<div><div></div></div>	
Neutral	(3)	3	23.08%	<div><div></div></div>	
Somewhat Confident	(4)	0	0.00%	<div><div></div></div>	
Not At All Confident	(5)	0	0.00%	<div><div></div></div>	
				0 25 50 100	Question
Response Rate				Mean	STD
13/88 (14.77%)				1.92	0.76
					Median
					2.00

10 - D. Faculty Interaction1. For the activities listed below, please indicate how often you engaged in each during the past year.

a. Faculty provided me with feedback that helped me assess my progress in-class.

Response Option	Weight	Frequency	Percent	Percent Responses	Means
Very Frequently	(1)	6	46.15%	<div><div></div></div>	1.85
Frequently	(2)	4	30.77%	<div><div></div></div>	
Neutral	(3)	2	15.38%	<div><div></div></div>	
Less Than Ideal	(4)	1	7.69%	<div><div></div></div>	
Communication was not ongoing	(5)	0	0.00%	<div><div></div></div>	
				0 25 50 100	Question
Response Rate				Mean	STD
13/88 (14.77%)				1.85	0.99
					Median
					2.00

Southwestern Oklahoma State University

2022 Spring Exit Survey_Associate's Degree

Level: Southwestern Oklahoma State University

Response Rate: 13/88 (14.77 %)

10 - D. Faculty Interaction1. For the activities listed below, please indicate how often you engaged in each during the past year.

b. Faculty valued my contributions in class or in my course(s).

Response Option	Weight	Frequency	Percent	Percent Responses	Means			
Very Frequently	(1)	6	46.15%	<div><div></div></div>	<div><div>1.85</div></div>			
Frequently	(2)	3	23.08%	<div><div></div></div>				
Neutral	(3)	4	30.77%	<div><div></div></div>				
Less Than Ideal	(4)	0	0.00%	<div><div></div></div>				
Communication was not ongoing	(5)	0	0.00%	<div><div></div></div>				
				02550100	Question			
Response Rate				Mean		STD		Median
13/88 (14.77%)				1.85		0.90		2.00

10 - D. Faculty Interaction1. For the activities listed below, please indicate how often you engaged in each during the past year.

c. Regularly met or communicated with faculty outside of class.

Response Option	Weight	Frequency	Percent	Percent Responses	Means			
Very Frequently	(1)	4	30.77%	<div><div></div></div>	<div><div>2.08</div></div>			
Frequently	(2)	4	30.77%	<div><div></div></div>				
Neutral	(3)	5	38.46%	<div><div></div></div>				
Less Than Ideal	(4)	0	0.00%	<div><div></div></div>				
Communication was not ongoing	(5)	0	0.00%	<div><div></div></div>				
				02550100	Question			
Response Rate				Mean		STD		Median
13/88 (14.77%)				2.08		0.86		2.00

10 - D. Faculty Interaction1. For the activities listed below, please indicate how often you engaged in each during the past year.

d. Sought out career advice from department faculty.

Response Option	Weight	Frequency	Percent	Percent Responses	Means				
Very Frequently	(1)	5	38.46%	<div><div></div></div>	<div><div></div></div> <div>2.00</div>				
Frequently	(2)	4	30.77%	<div><div></div></div>					
Neutral	(3)	3	23.08%	<div><div></div></div>					
Less Than Ideal	(4)	1	7.69%	<div><div></div></div>					
Communication was not ongoing	(5)	0	0.00%	<div><div></div></div>					
				02550100	Question				
Response Rate				Mean		STD		Median	
13/88 (14.77%)				2.00		1.00		2.00	

11 - 2. My observation of departmental faculty:

a. Faculty believe in my potential to succeed academically.

Response Option	Weight	Frequency	Percent	Percent Responses	Means			
Happens Frequently	(1)	10	76.92%	<div><div></div></div>	<div><div></div><div>1.38</div></div>			
Happened Once	(2)	1	7.69%	<div><div></div></div>				
Has Never Happened	(3)	2	15.38%	<div><div></div></div>				
				02550100	Question			
Response Rate				Mean		STD		Median
13/88 (14.77%)				1.38		0.77		1.00

Southwestern Oklahoma State University





2022 Spring Exit Survey_Associate's Degree

Level: Southwestern Oklahoma State University

Response Rate: 13/88 (14.77 %)





11 - 2. My observation of departmental faculty:

b. Faculty encourage me to pursue bachelor degree field of study.

Response Option	Weight	Frequency	Percent	Percent Responses	Means
Happens Frequently	(1)	10	76.92%		1.38 
Happened Once	(2)	1	7.69%		
Has Never Happened	(3)	2	15.38%		
				0 25 50 100	Question
Response Rate				Mean	STD
13/88 (14.77%)				1.38	0.77
					Median
					1.00





11 - 2. My observation of departmental faculty:

c. Faculty encourage me to work with them on major or university related projects.

Response Option	Weight	Frequency	Percent	Percent Responses	Means
Happens Frequently	(1)	5	38.46%		2.08 
Happened Once	(2)	2	15.38%		
Has Never Happened	(3)	6	46.15%		
				0 25 50 100	Question
Response Rate				Mean	STD
13/88 (14.77%)				2.08	0.95
					Median
					2.00





11 - 2. My observation of departmental faculty:

d. Faculty provided me a letter of reference.

Response Option	Weight	Frequency	Percent	Percent Responses	Means
Happens Frequently	(1)	4	30.77%		2.38 
Happened Once	(2)	0	0.00%		
Has Never Happened	(3)	9	69.23%		
				0 25 50 100	Question
Response Rate				Mean	STD
13/88 (14.77%)				2.38	0.96
					Median
					3.00

11 - 2. My observation of departmental faculty:

e. Faculty encouraged me to work with them on their research and/or scholarship.

Response Option	Weight	Frequency	Percent	Percent Responses	Means
Happens Frequently	(1)	3	23.08%		2.31 
Happened Once	(2)	3	23.08%		
Has Never Happened	(3)	7	53.85%		
				0 25 50 100	Question
Response Rate				Mean	STD
13/88 (14.77%)				2.31	0.85
					Median
					3.00

Southwestern Oklahoma State University

2022 Spring Exit Survey_Associate's Degree

Level: Southwestern Oklahoma State University

Response Rate: 13/88 (14.77 %)

12 - F. Future Plans1. What are your post-graduation plans? (Please select one answer)

Response Option	Weight	Frequency	Percent	Percent Responses	Means
full-time employment in my field	(1)	6	46.15%	<div><div></div></div>	
full-time employment in a related field	(2)	2	15.38%	<div><div></div></div>	
full-time employment outside of my field	(3)	1	7.69%	<div><div></div></div>	
part-time employment while I search for full-time employment	(4)	0	0.00%	<div><div></div></div>	
part-time employment while I attend college to complete a bachelor's degree	(5)	2	15.38%	<div><div></div></div>	
full-time attendance in college to complete a bachelor's degree	(6)	1	7.69%	<div><div></div></div>	
full-time participation in the military	(7)	0	0.00%	<div><div></div></div>	
part-time participation in the military	(8)	0	0.00%	<div><div></div></div>	
full-time participation in the Peace Corp, Americorps, fellowship, internship, or another service-related experience	(9)	0	0.00%	<div><div></div></div>	
unemployment due to personal or family responsibilities	(10)	0	0.00%	<div><div></div></div>	
I have no current plans.	(11)	1	7.69%	<div><div></div></div>	
				0 25 50 100	
Response Rate					
13/88 (14.77%)					

13 - 2. If you intend to work, what is your anticipated salary?

Response Option	Weight	Frequency	Percent	Percent Responses	Means
up to \$30,000	(1)	2	15.38%	<div><div></div></div>	
between \$30,000 and \$50,000	(2)	4	30.77%	<div><div></div></div>	
between \$50,000 and \$80,000	(3)	7	53.85%	<div><div></div></div>	
more than \$80,000	(4)	0	0.00%	<div><div></div></div>	
				0 25 50 100	
Response Rate					
13/88 (14.77%)					

14 - 3. If you received full-time employment before graduating, what is your anticipated salary?

Response Option	Weight	Frequency	Percent	Percent Responses	Means
up to \$30,000	(1)	3	27.27%	<div><div></div></div>	
between \$30,000 and \$50,000	(2)	6	54.55%	<div><div></div></div>	
between \$50,000 and \$80,000	(3)	2	18.18%	<div><div></div></div>	
more than \$80,000	(4)	0	0.00%	<div><div></div></div>	
				0 25 50 100	
Response Rate					
11/88 (12.50%)					

15 - 4. If you decide to attend college for a bachelor's degree, is your intended program in:

Response Option	Weight	Frequency	Percent	Percent Responses	Means
the same field as your associate's degree.	(1)	4	30.77%	<div><div></div></div>	
a related field.	(2)	7	53.85%	<div><div></div></div>	
an unrelated field from your associate's degree.	(3)	2	15.38%	<div><div></div></div>	
				0 25 50 100	
Response Rate					
13/88 (14.77%)					



Southwestern Oklahoma State University

2022 Spring Exit Survey_Associate's Degree






Level: Southwestern Oklahoma State University

Response Rate: 13/88 (14.77 %)





16 - 5a. Do you have student loans?

Response Option	Weight	Frequency	Percent	Percent Responses	Means
No	(1)	5	38.46%		
Yes	(2)	8	61.54%		
				0 25 50 100	
Response Rate					
13/88 (14.77%)					

17 - 5b. What is your student loan outstanding balance?



Response Option	Weight	Frequency	Percent	Percent Responses	Means
under \$10,000	(1)	2	28.57%		
between \$10,000 and \$20,000	(2)	1	14.29%		
between \$20,000 and \$30,000	(3)	1	14.29%		
more than \$30,000	(4)	3	42.86%		
not sure	(5)	0	0.00%		
				0 25 50 100	
Response Rate					
7/88 (7.95%)					

18 - 5c. If you have a student loan, will you be able to pay off the loan...

Response Option	Weight	Frequency	Percent	Percent Responses	Means
Within 5 years	(1)	1	14.29%		
5-10 years	(2)	1	14.29%		
10-15 years	(3)	2	28.57%		
I expect the loan repayment to take over 15 years.	(4)	3	42.86%		
				0 25 50 100	
Response Rate					
7/88 (7.95%)					



19 - 6. Knowing what you know, if you had to do it over again would you pursue associate studies . . .

a. at this university?

Response Option	Weight	Frequency	Percent	Percent Responses	Means
No	(1)	1	7.69%		1.92
Yes	(2)	12	92.31%		
				0 25 50 100	Question
Response Rate				Mean	STD
13/88 (14.77%)				1.92	0.28
				Median	
				2.00	

19 - 6. Knowing what you know, if you had to do it over again would you pursue associate studies . . .

b. in your field/major?

Response Option	Weight	Frequency	Percent	Percent Responses	Means
No	(1)	3	23.08%		1.77
Yes	(2)	10	76.92%		
				0 25 50 100	Question
Response Rate				Mean	STD
13/88 (14.77%)				1.77	0.44
				Median	
				2.00	

Southwestern Oklahoma State University




2022 Spring Exit Survey_Associate's Degree

Level: Southwestern Oklahoma State University

Response Rate: 13/88 (14.77 %)




19 - 6. Knowing what you know, if you had to do it over again would you pursue associate studies . . .

c. in another field/major?




Response Option	Weight	Frequency	Percent	Percent Responses	Means			
No	(1)	10	76.92%					
Yes	(2)	3	23.08%					
				0 25 50 100	Question			
Response Rate				Mean		STD		Median
13/88 (14.77%)				1.23		0.44		1.00

19 - 6. Knowing what you know, if you had to do it over again would you pursue associate studies . . .



d. at another university?

Response Option	Weight	Frequency	Percent	Percent Responses	Means			
No	(1)	11	84.62%					
Yes	(2)	2	15.38%					
				0 25 50 100	Question			
Response Rate				Mean		STD		Median
13/88 (14.77%)				1.15		0.38		1.00

20 - 7. Were you provided with a high quality education while at SWOSU?

Response Option	Weight	Frequency	Percent	Percent Responses	Means			
No	(1)	1	7.69%					
Yes	(2)	12	92.31%					
				0 25 50 100	Question			
Response Rate				Mean		STD		Median
13/88 (14.77%)				1.92		0.28		2.00

21 - 8. If you had to do it over again, would you attend SWOSU?

Response Option	Weight	Frequency	Percent	Percent Responses	Means			
No	(1)	0	0.00%					
Yes	(2)	13	100.00%					
				0 25 50 100	Question			
Response Rate				Mean		STD		Median
13/88 (14.77%)				2.00		0.00		2.00

Mean of Means Calculations		Mean			
B. Departmental Engagement		1.87			
C. Career Preparedness		1.64			
D1. Faculty Interaction (5 response choices)		1.95			
D2. Faculty Interaction (3 response choices)		1.91			